



# How to PAY YOUR DUES

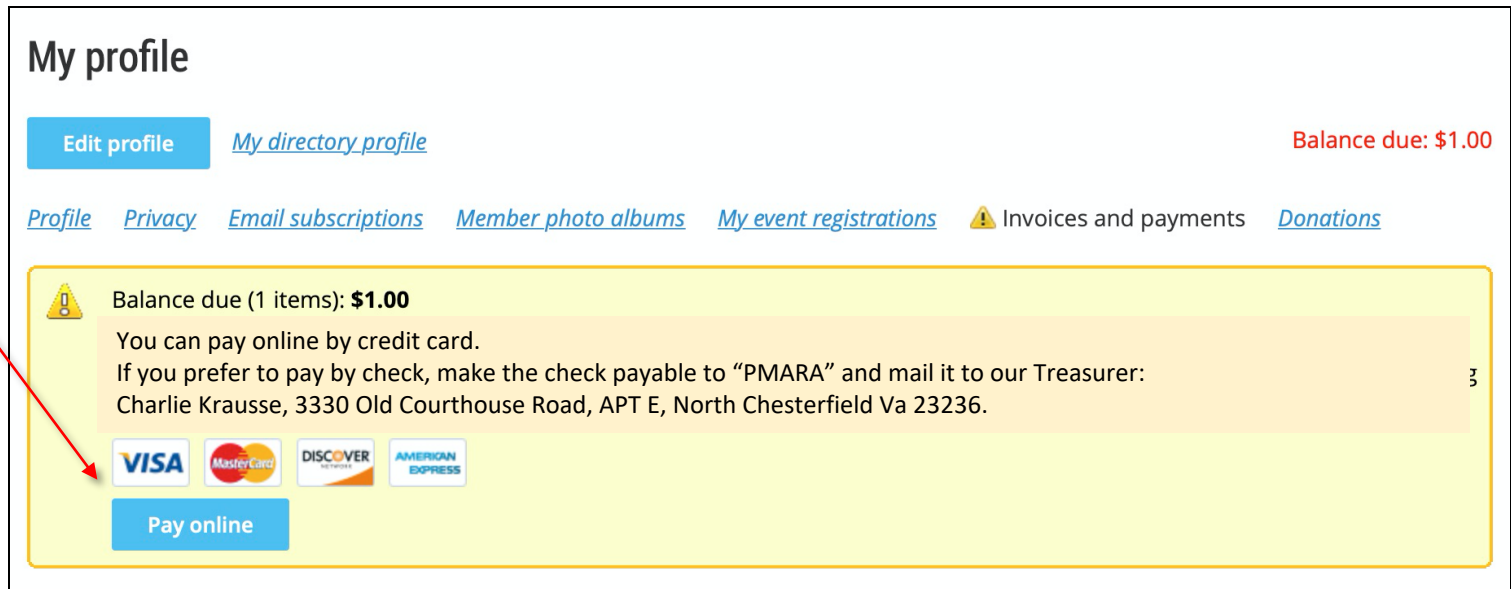
1. Log in with your email & password
2. Your “My Profile” page will display with a small yellow triangle if you have an open balance.
3. Click on “Invoices and payments”.
4. Click on “Pay online” if you want to pay by credit card, or submit a check to the address shown.



**My profile**


[Edit profile](#) [My directory profile](#)


Profile [Privacy](#) [Email subscriptions](#) [Member photo albums](#) [My event registrations](#)  [Invoices and payments](#) [Donations](#)







**My profile**

[Edit profile](#) [My directory profile](#) Balance due: \$1.00


[Profile](#) [Privacy](#) [Email subscriptions](#) [Member photo albums](#) [My event registrations](#)  Invoices and payments [Donations](#)

 **Balance due (1 items): \$1.00**

You can pay online by credit card.  
If you prefer to pay by check, make the check payable to “PMARA” and mail it to our Treasurer:  
Charlie Krausse, 3330 Old Courthouse Road, APT E, North Chesterfield Va 23236.



[Pay online](#)

1. The Credit Card Payment Screen will appear.
2. Enter the type of credit card you are using and all other credit card information. 
3. Click the blue Pay button to complete the payment.

## Retirees Connection

<https://www.retireesconnection.org/>

### Enter credit card details

  
  
 /   

### Billing information

### Details


Invoice #03608 \$1.00

- test transaction

---

**Total amount: \$1.00 (USD)**

Store card details for faster checkouts

protected by reCAPTCHA   
[Privacy - Terms](#)

[Cancel](#)