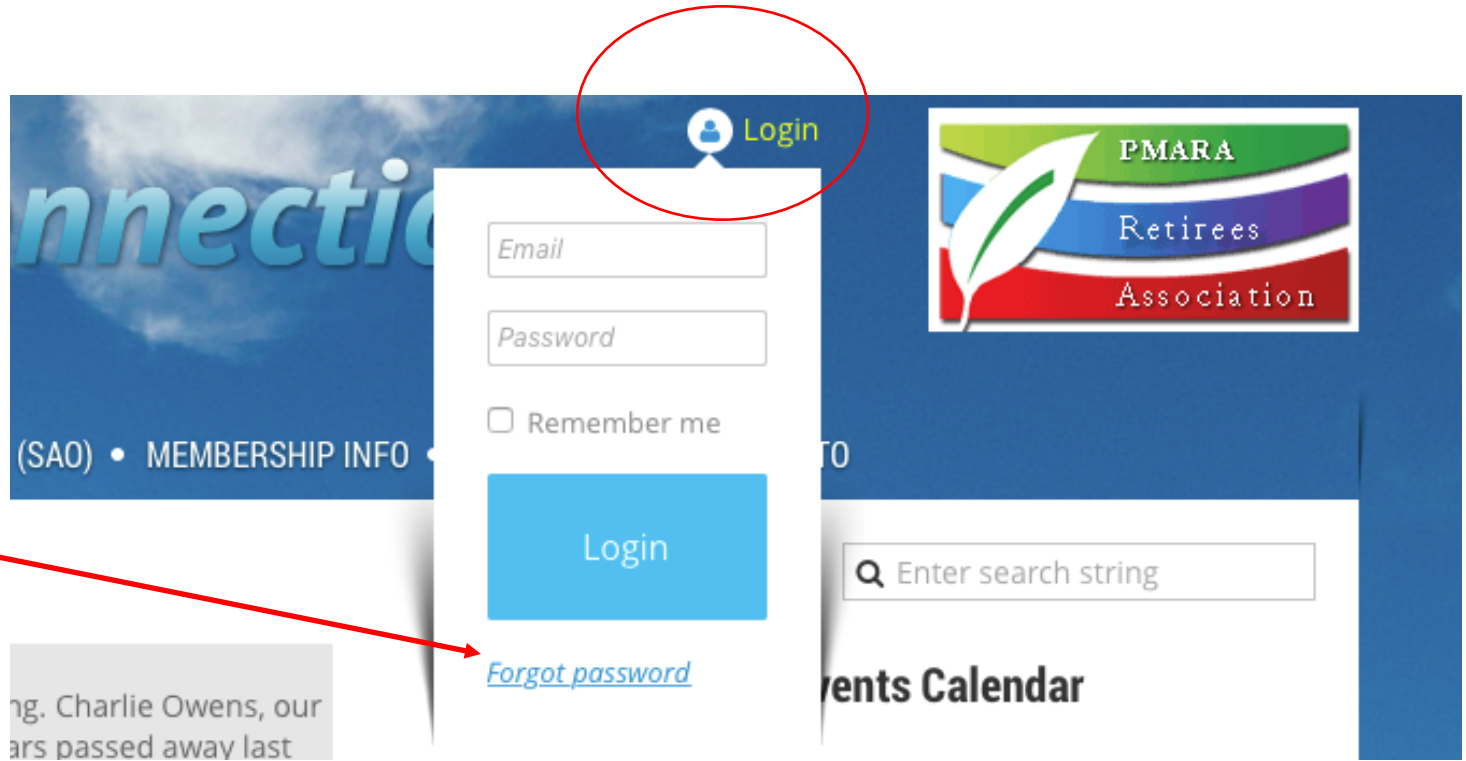







How to Reset Your Password

1. Click **Login** in the upper right corner of the Home Page (left of logo)
2. Click **Forgot password** at the bottom of the window
3. The Reset Password Request window will display (next slide)



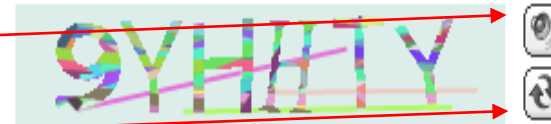
Reset password request

1. Enter your **eMail** in the 1st box 
2. Enter the 6-character "security code" shown in the box. (to make sure you are a 'human', not a computer trying to enter false info) 
3. Note: If you cannot read the Security Code shown, you can click to request to either have it read to you, or ... 
4. Request a new code. 
5. Click **Submit** 

*Your email

*Code

Type the 6 characters you see in the picture



Submit

Reset password request



Password reset instructions emailed. [Home](#)

If you do not receive our email within a few minutes, please check your junk/spam filters and double-check the email address entered.

1. You will be emailed instructions on how to set a new password.
2. Look in your email (you may have to reload your email window for them to appear).
3. Follow the instructions and login with your new Password.